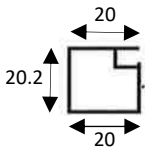
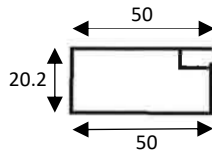
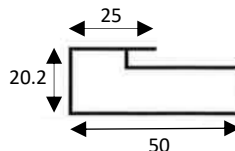


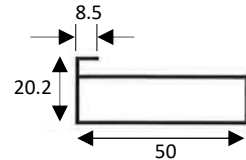
# Order Form / Quote Request (Circle One)

Deliver to: \_\_\_\_\_ Job No: \_\_\_\_\_  
 Company Name: \_\_\_\_\_ Order No: \_\_\_\_\_  
 Street Address: \_\_\_\_\_ Date Required: \_\_\_\_\_  
 \_\_\_\_\_ Customer Tel No: \_\_\_\_\_  
 City: \_\_\_\_\_ Contact Person: \_\_\_\_\_

**SQUARELINE**

 CS20

**BROADLINE**

 CB45

**TWINLINE**

 CH45

**FINELINE**

 CF45

Door No.	Height	Width	Qty	L/H	R/H	Std Door	Bi-Fold	Flap	Panel
1						<input type="checkbox"/>	<input type="checkbox"/>	<input type="checkbox"/>	<input type="checkbox"/>
2						<input type="checkbox"/>	<input type="checkbox"/>	<input type="checkbox"/>	<input type="checkbox"/>
3						<input type="checkbox"/>	<input type="checkbox"/>	<input type="checkbox"/>	<input type="checkbox"/>
4						<input type="checkbox"/>	<input type="checkbox"/>	<input type="checkbox"/>	<input type="checkbox"/>

**Ali Frame Finish**  
  Standard Anodised  
  Black Anodised (CS20 & CF45 only)  
  Powder Coated

For Powder Coating state Interpon or Dulux colour:

**Glass Type**  
  Etchlite  
  Clear  
  Other, please name:

**Cabinet Panel Thickness**  
  16mm  
  18mm

**Hinges**  
  Full Overlay  
  Half Overlay  
  Inset  
  Do Not Supply

**Assembly**  
  Kitset (No Glass)  
  Assembled  
  Drill for hardware

**Flap Door**  
  Duras Stays to Suit  
  Other:  
  Do not supply hardware

**Bi-Fold Hardware**  
  Supply Cinetto  
  Track Length  
  1200mm  
  2400mm

If you require different hinge positioning than shown to the right, please alter dimensions on this drawing. Additionally, if they alter per door, send one order per door. Standard position is 100mm in from either end of hung edges.

**Glass Size Deductions**

CS20 – overall door size less 28mm

CB45 – overall door size less 90mm

CH45 – overall door size less 40mm

CF45 – overall door size less 6mm

We only use toughened glass. Detailed drawing MUST be supplied showing position of any handle holes required for glass.

